

PALACE


RESIDENCES
CREEK BLUE

FLOOR PLANS


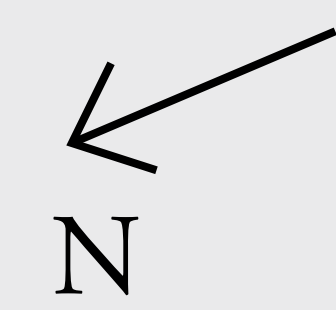


EMAAR

PALACE

RESIDENCES CREEK BLUE



TOWER
50 FLOORS
B + G + 2P + 50



Disclaimer : All dimensions are in imperial and metric, and measured from finish to finish excluding construction tolerances. 2. All materials, dimensions, and drawings are approximate only. 3. Information is subject to change without notice, at developer's absolute discretion. 4. Actual area may vary from the stated area. 5. Drawings not to scale. 6. All images used are for illustrative purposes only and do not represent the actual size, features, specifications, fittings, and furnishings. 7. The developer reserves the right to make revisions / alterations, at it's absolute discretion, without any liability whatsoever.

PALACE

RESIDENCES CREEK BLUE

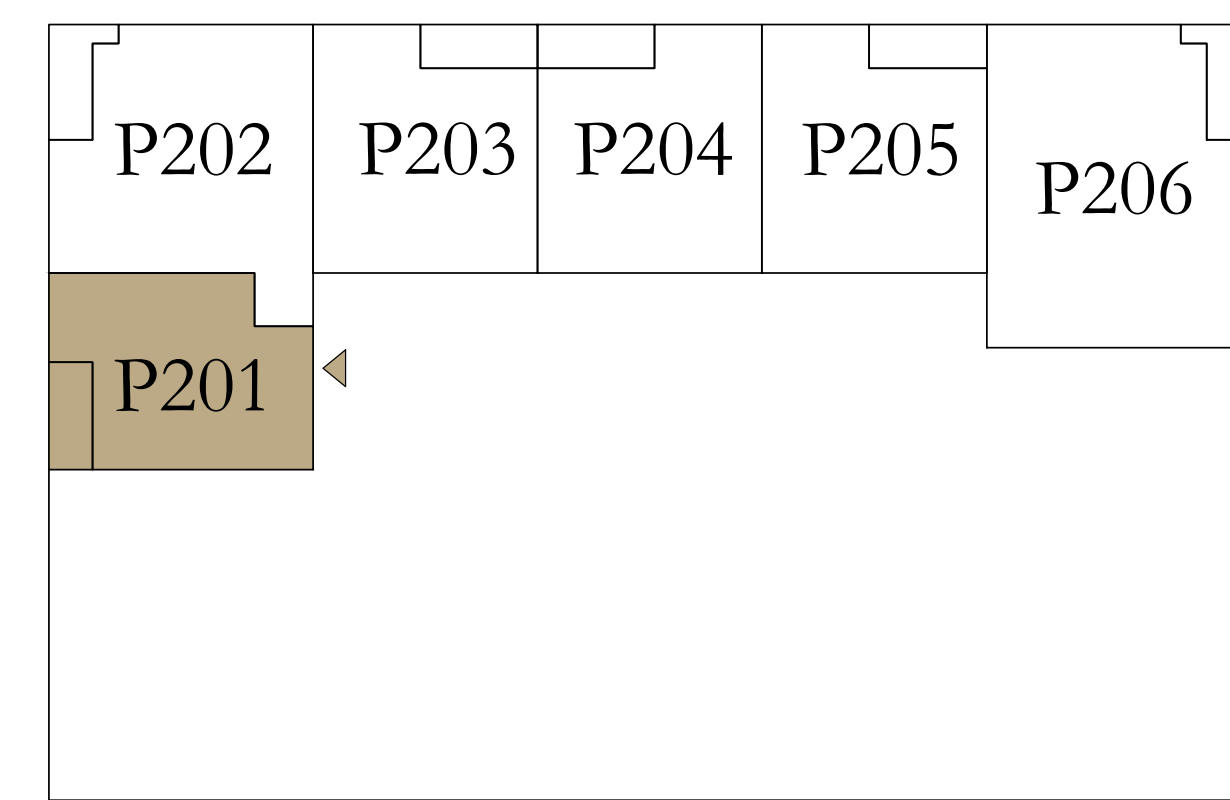
1 BEDROOM

PODIUM 02


UNIT 01

SUITE AREA	678.66 SQ.FT.	63.05 SQ.M.
BALCONY AREA	48.76 SQ.FT.	4.53 SQ.M.
TOTAL AREA	727.42 SQ.FT.	67.58 SQ.M.

KEY PLAN LEVEL
PODIUM 02



KEY SECTION



Disclaimer : All dimensions are in imperial and metric, and measured from finish to finish excluding construction tolerances. 2. All materials, dimensions, and drawings are approximate only. 3. Information is subject to change without notice, at developer's absolute discretion. 4. Actual area may vary from the stated area. 5. Drawings not to scale. 6. All images used are for illustrative purposes only and do not represent the actual size, features, specifications, fittings, and furnishings. 7. The developer reserves the right to make revisions / alterations, at it's absolute discretion, without any liability whatsoever.

PALACE

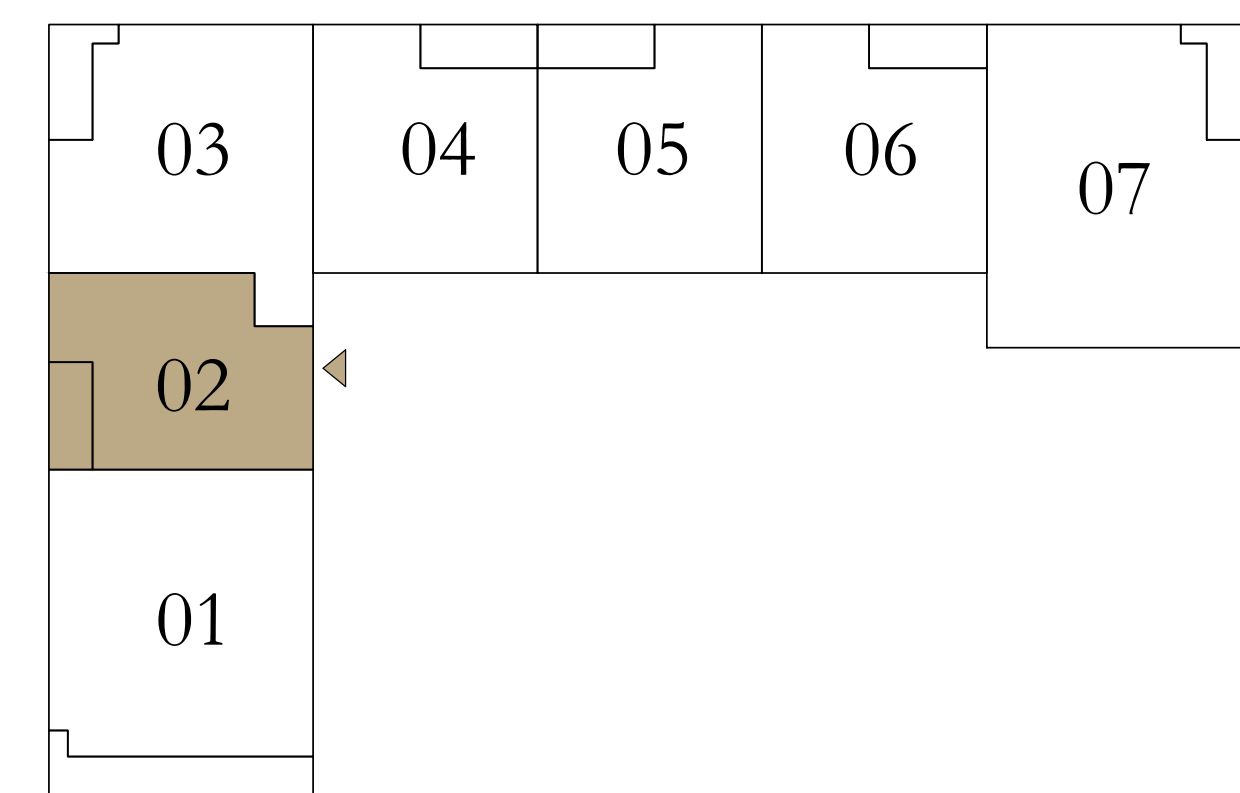
RESIDENCES CREEK BLUE

1 BEDROOM


LEVEL 01 UNIT 02

SUITE AREA	678.34 SQ.FT.	63.02 SQ.M.
BALCONY AREA	49.41 SQ.FT.	4.59 SQ.M.
TOTAL AREA	727.75 SQ.FT.	67.61 SQ.M.

KEY PLAN LEVEL
01



KEY SECTION



Disclaimer : All dimensions are in imperial and metric, and measured from finish to finish excluding construction tolerances. 2. All materials, dimensions, and drawings are approximate only. 3. Information is subject to change without notice, at developer's absolute discretion. 4. Actual area may vary from the stated area. 5. Drawings not to scale. 6. All images used are for illustrative purposes only and do not represent the actual size, features, specifications, fittings, and furnishings. 7. The developer reserves the right to make revisions / alterations, at it's absolute discretion, without any liability whatsoever.

PALACE

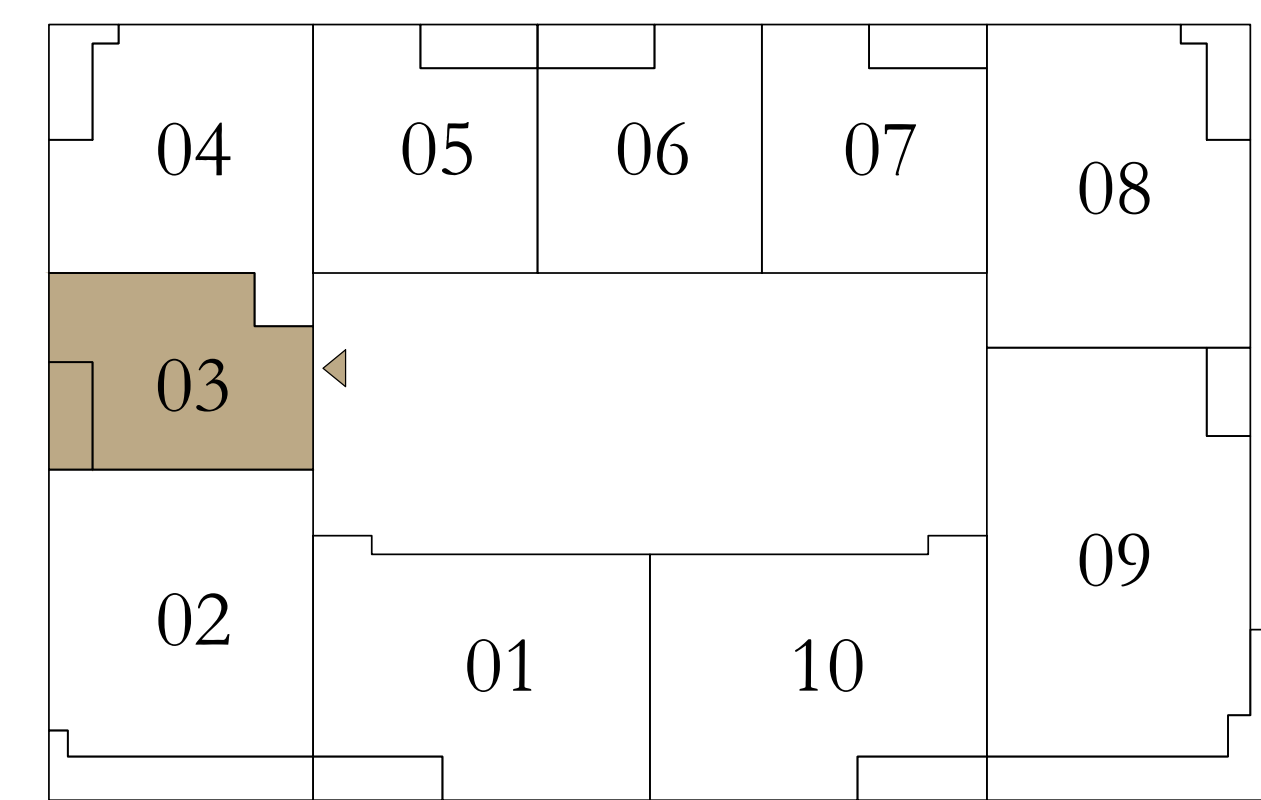
RESIDENCES CREEK BLUE

1 BEDROOM


LEVEL 02-23,25-50 UNIT 03

SUITE AREA	678.77 SQ.FT.	63.06 SQ.M.
BALCONY AREA	48.55 SQ.FT.	4.51 SQ.M.
TOTAL AREA	727.32 SQ.FT.	67.57 SQ.M.

KEY PLAN LEVEL
02-23,25-50



KEY SECTION



Disclaimer : All dimensions are in imperial and metric, and measured from finish to finish excluding construction tolerances. 2. All materials, dimensions, and drawings are approximate only. 3. Information is subject to change without notice, at developer's absolute discretion. 4. Actual area may vary from the stated area. 5. Drawings not to scale. 6. All images used are for illustrative purposes only and do not represent the actual size, features, specifications, fittings, and furnishings. 7. The developer reserves the right to make revisions / alterations, at its absolute discretion, without any liability whatsoever.

PALACE

RESIDENCES CREEK BLUE

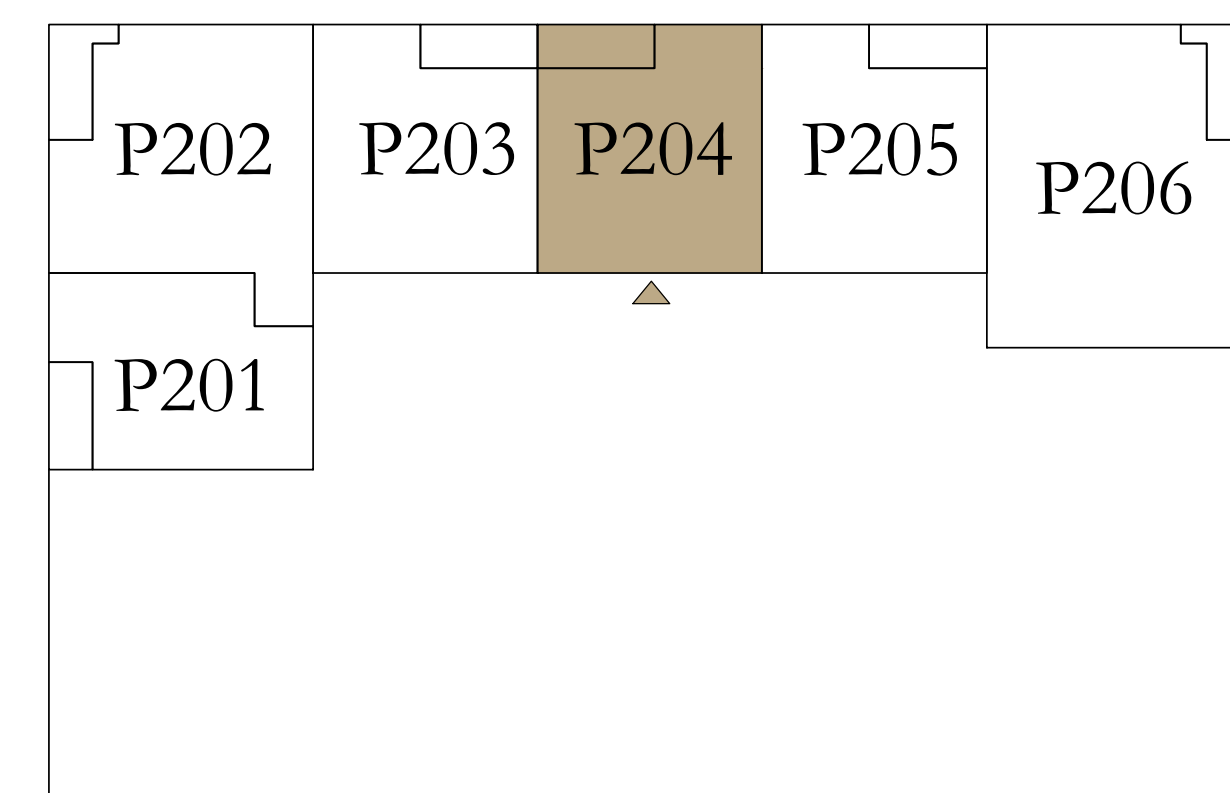
1 BEDROOM

PODIUM 02


UNIT 04

SUITE AREA	674.36 SQ.FT.	62.65 SQ.M.
BALCONY AREA	66.09 SQ.FT.	6.14 SQ.M.
TOTAL AREA	740.45 SQ.FT.	68.79 SQ.M.

KEY PLAN LEVEL
PODIUM 02



KEY SECTION



Disclaimer : All dimensions are in imperial and metric, and measured from finish to finish excluding construction tolerances. 2. All materials, dimensions, and drawings are approximate only. 3. Information is subject to change without notice, at developer's absolute discretion. 4. Actual area may vary from the stated area. 5. Drawings not to scale. 6. All images used are for illustrative purposes only and do not represent the actual size, features, specifications, fittings, and furnishings. 7. The developer reserves the right to make revisions / alterations, at it's absolute discretion, without any liability whatsoever.

PALACE

RESIDENCES CREEK BLUE

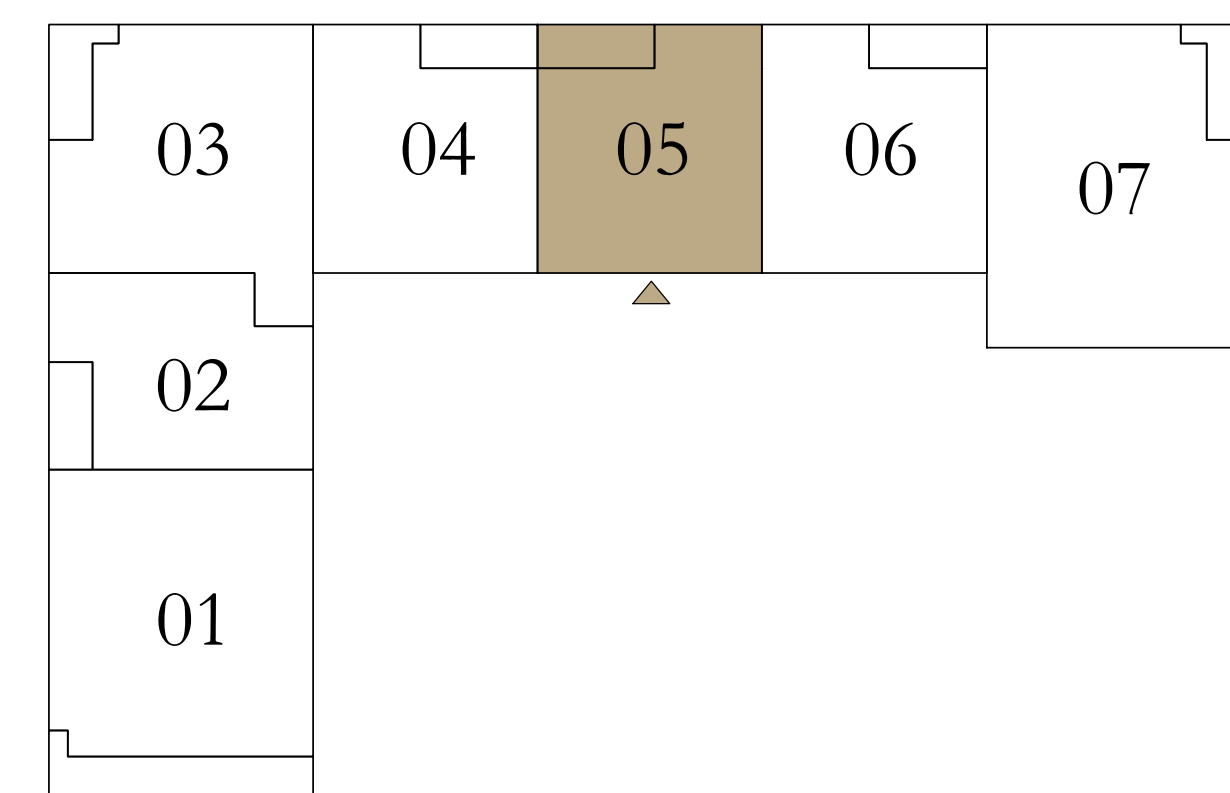
1 BEDROOM

LEVEL 01


UNIT 05

SUITE AREA	674.47 SQ.FT.	62.66 SQ.M.
BALCONY AREA	66.09 SQ.FT.	6.14 SQ.M.
TOTAL AREA	740.56 SQ.FT.	68.80 SQ.M.

KEY PLAN LEVEL
01



KEY SECTION



Disclaimer : All dimensions are in imperial and metric, and measured from finish to finish excluding construction tolerances. 2. All materials, dimensions, and drawings are approximate only. 3. Information is subject to change without notice, at developer's absolute discretion. 4. Actual area may vary from the stated area. 5. Drawings not to scale. 6. All images used are for illustrative purposes only and do not represent the actual size, features, specifications, fittings, and furnishings. 7. The developer reserves the right to make revisions / alterations, at it's absolute discretion, without any liability whatsoever.

PALACE

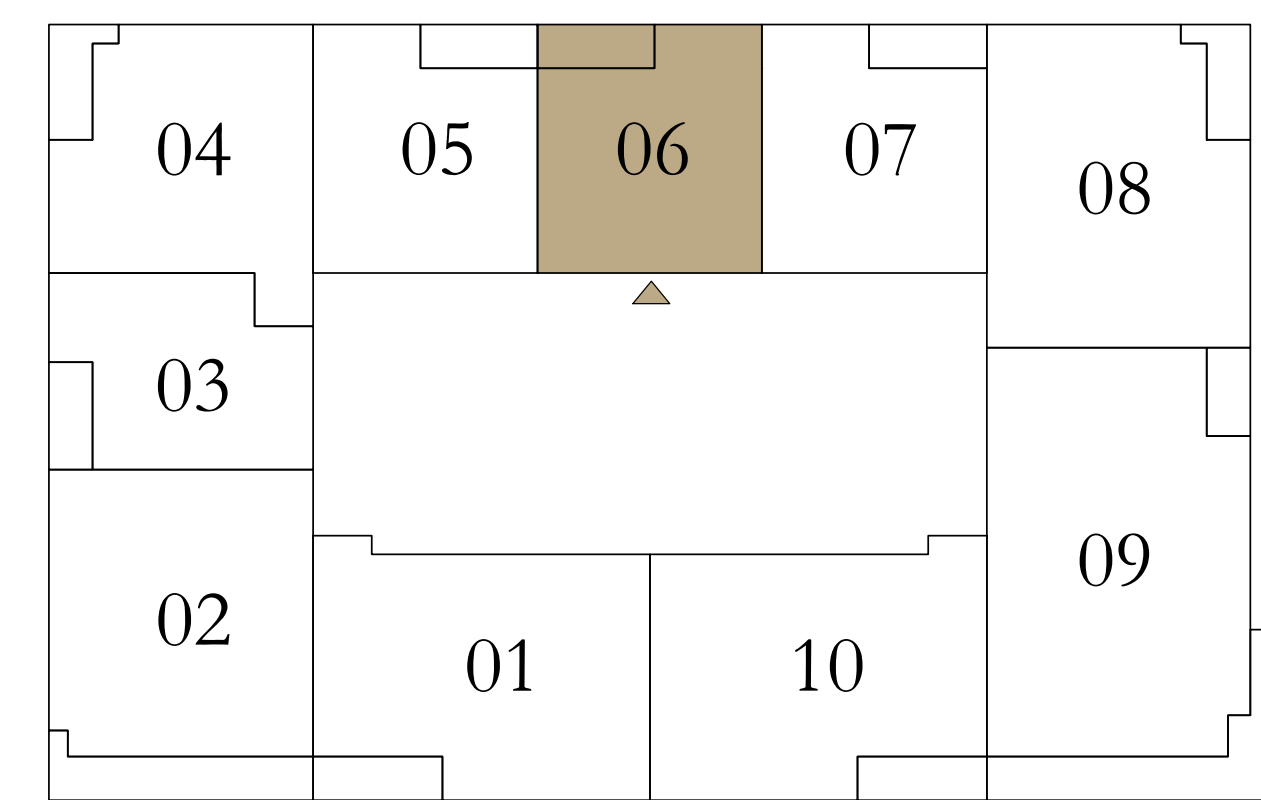
RESIDENCES CREEK BLUE

1 BEDROOM


LEVEL 02-23,25-50 UNIT 06

SUITE AREA	674.36 SQ.FT.	62.65 SQ.M.
BALCONY AREA	66.20 SQ.FT.	6.15 SQ.M.
TOTAL AREA	740.56 SQ.FT.	68.80 SQ.M.

KEY PLAN LEVEL
02-23,25-50



KEY SECTION



Disclaimer : All dimensions are in imperial and metric, and measured from finish to finish excluding construction tolerances. 2. All materials, dimensions, and drawings are approximate only. 3. Information is subject to change without notice, at developer's absolute discretion. 4. Actual area may vary from the stated area. 5. Drawings not to scale. 6. All images used are for illustrative purposes only and do not represent the actual size, features, specifications, fittings, and furnishings. 7. The developer reserves the right to make revisions / alterations, at its absolute discretion, without any liability whatsoever.

PALACE

RESIDENCES CREEK BLUE

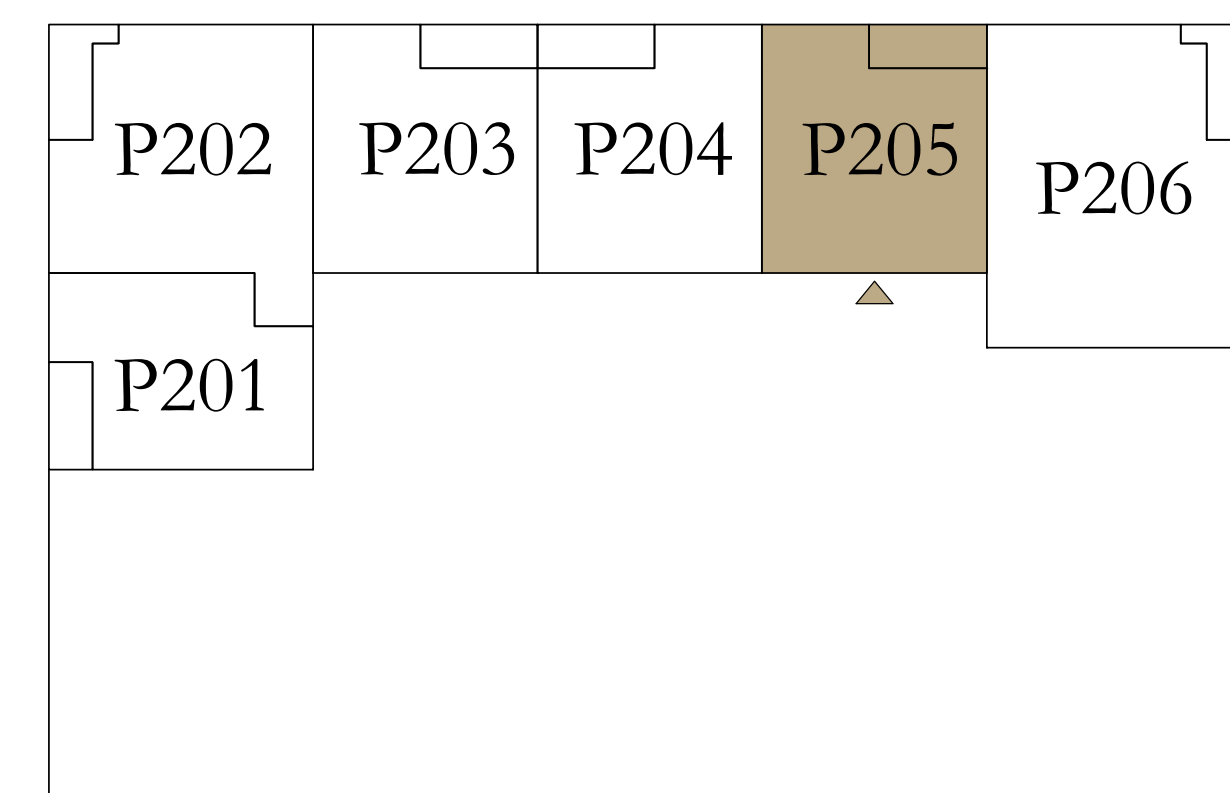
1 BEDROOM

PODIUM 02


UNIT 05

SUITE AREA	676.62 SQ.FT.	62.86 SQ.M.
BALCONY AREA	66.09 SQ.FT.	6.14 SQ.M.
TOTAL AREA	742.71 SQ.FT.	69.00 SQ.M.

KEY PLAN LEVEL
PODIUM 02



KEY SECTION



Disclaimer : All dimensions are in imperial and metric, and measured from finish to finish excluding construction tolerances. 2. All materials, dimensions, and drawings are approximate only. 3. Information is subject to change without notice, at developer's absolute discretion. 4. Actual area may vary from the stated area. 5. Drawings not to scale. 6. All images used are for illustrative purposes only and do not represent the actual size, features, specifications, fittings, and furnishings. 7. The developer reserves the right to make revisions / alterations, at it's absolute discretion, without any liability whatsoever.

PALACE

RESIDENCES CREEK BLUE

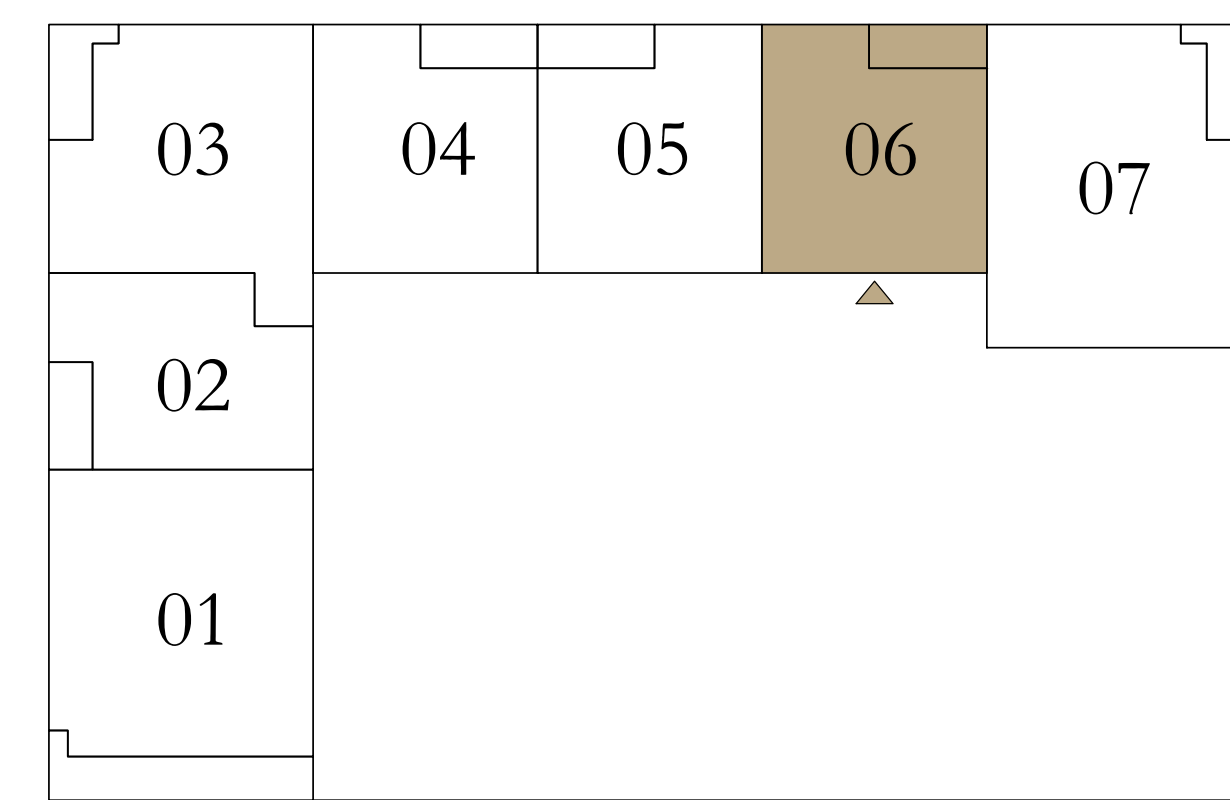
1 BEDROOM

LEVEL 01


UNIT 06

SUITE AREA	676.83 SQ.FT.	62.88 SQ.M.
BALCONY AREA	66.09 SQ.FT.	6.14 SQ.M.
TOTAL AREA	742.92 SQ.FT.	69.02 SQ.M.

KEY PLAN LEVEL
01



KEY SECTION



Disclaimer : All dimensions are in imperial and metric, and measured from finish to finish excluding construction tolerances. 2. All materials, dimensions, and drawings are approximate only. 3. Information is subject to change without notice, at developer's absolute discretion. 4. Actual area may vary from the stated area. 5. Drawings not to scale. 6. All images used are for illustrative purposes only and do not represent the actual size, features, specifications, fittings, and furnishings. 7. The developer reserves the right to make revisions / alterations, at its absolute discretion, without any liability whatsoever.

PALACE

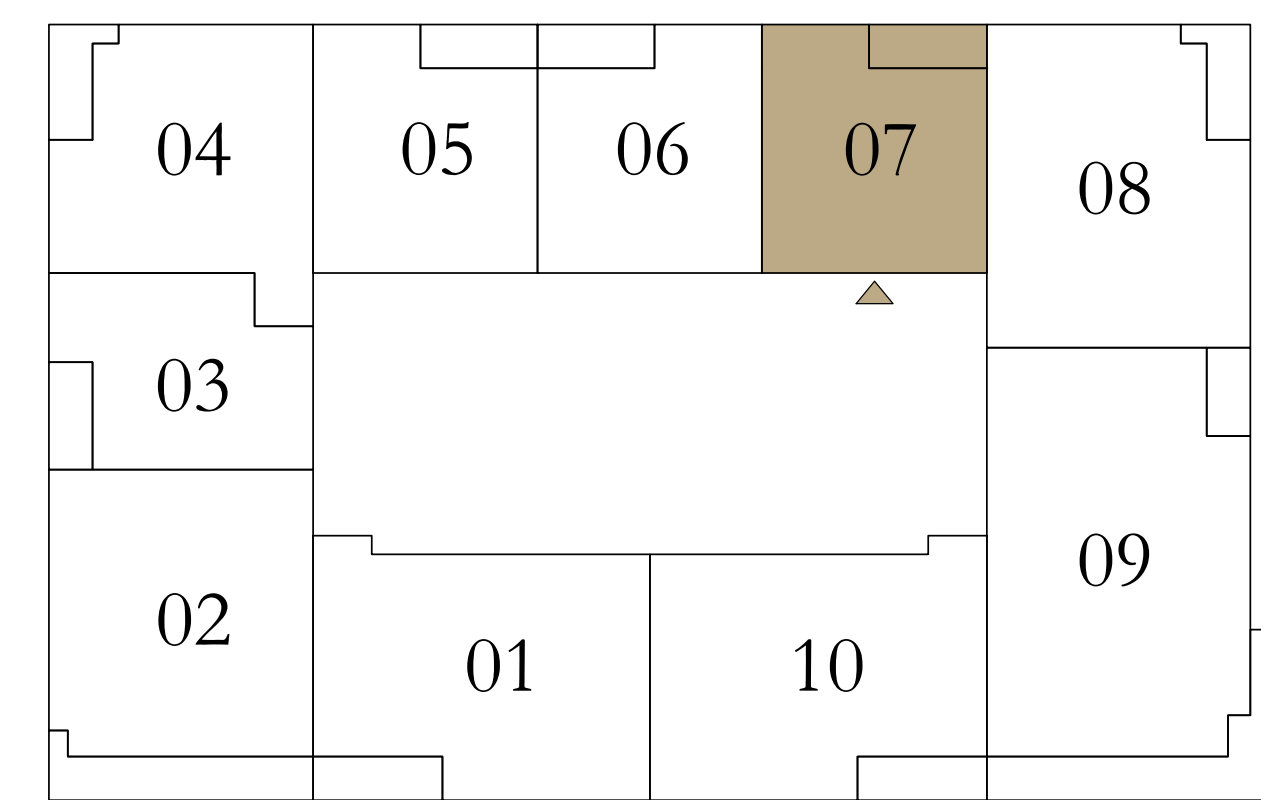
RESIDENCES CREEK BLUE

1 BEDROOM


LEVEL 02-23, 25-50 UNIT 07

SUITE AREA	676.62 SQ.FT.	62.86 SQ.M.
BALCONY AREA	66.20 SQ.FT.	6.15 SQ.M.
TOTAL AREA	742.82 SQ.FT.	69.01 SQ.M.

KEY PLAN LEVEL
02-23, 25-50



KEY SECTION



Disclaimer : All dimensions are in imperial and metric, and measured from finish to finish excluding construction tolerances. 2. All materials, dimensions, and drawings are approximate only. 3. Information is subject to change without notice, at developer's absolute discretion. 4. Actual area may vary from the stated area. 5. Drawings not to scale. 6. All images used are for illustrative purposes only and do not represent the actual size, features, specifications, fittings, and furnishings. 7. The developer reserves the right to make revisions / alterations, at its absolute discretion, without any liability whatsoever.

PALACE

RESIDENCES CREEK BLUE

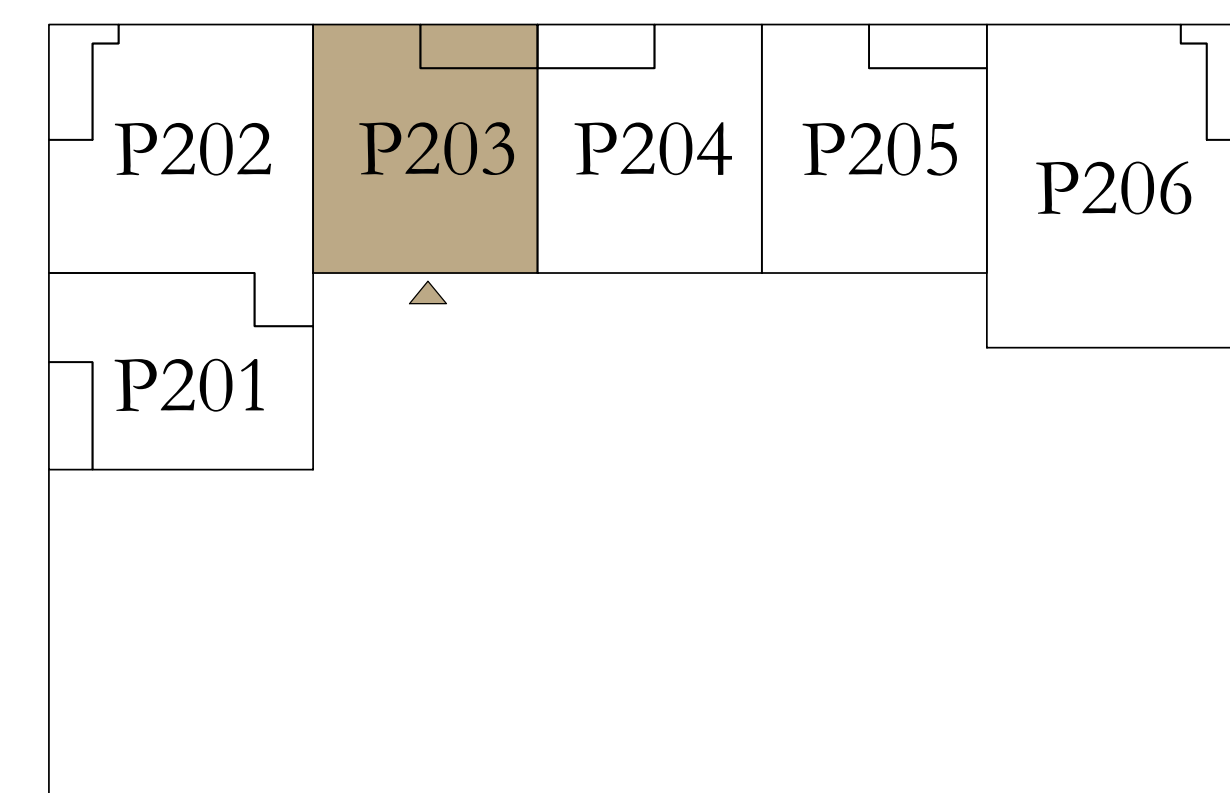
1 BEDROOM

PODIUM 02


UNIT 03

SUITE AREA	695.35 SQ.FT.	64.60 SQ.M.
BALCONY AREA	66.20 SQ.FT.	6.15 SQ.M.
TOTAL AREA	761.55 SQ.FT.	70.75 SQ.M.

KEY PLAN LEVEL
PODIUM 02



KEY SECTION



Disclaimer : All dimensions are in imperial and metric, and measured from finish to finish excluding construction tolerances. 2. All materials, dimensions, and drawings are approximate only. 3. Information is subject to change without notice, at developer's absolute discretion. 4. Actual area may vary from the stated area. 5. Drawings not to scale. 6. All images used are for illustrative purposes only and do not represent the actual size, features, specifications, fittings, and furnishings. 7. The developer reserves the right to make revisions / alterations, at its absolute discretion, without any liability whatsoever.

PALACE

RESIDENCES CREEK BLUE

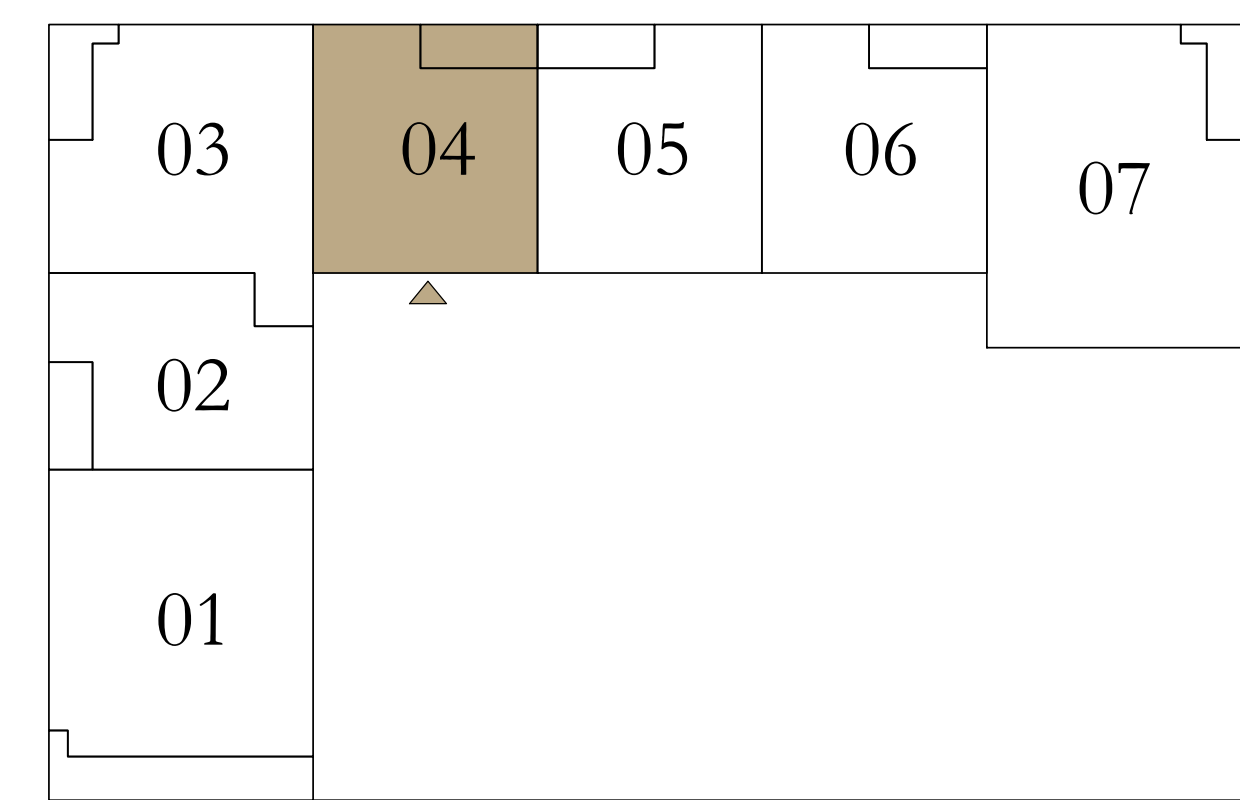
1 BEDROOM

LEVEL 01


UNIT 04

SUITE AREA	695.56 SQ.FT.	64.62 SQ.M.
BALCONY AREA	66.09 SQ.FT.	6.14 SQ.M.
TOTAL AREA	761.65 SQ.FT.	70.76 SQ.M.

KEY PLAN LEVEL
01



KEY SECTION



Disclaimer : All dimensions are in imperial and metric, and measured from finish to finish excluding construction tolerances. 2. All materials, dimensions, and drawings are approximate only. 3. Information is subject to change without notice, at developer's absolute discretion. 4. Actual area may vary from the stated area. 5. Drawings not to scale. 6. All images used are for illustrative purposes only and do not represent the actual size, features, specifications, fittings, and furnishings. 7. The developer reserves the right to make revisions / alterations, at its absolute discretion, without any liability whatsoever.

PALACE

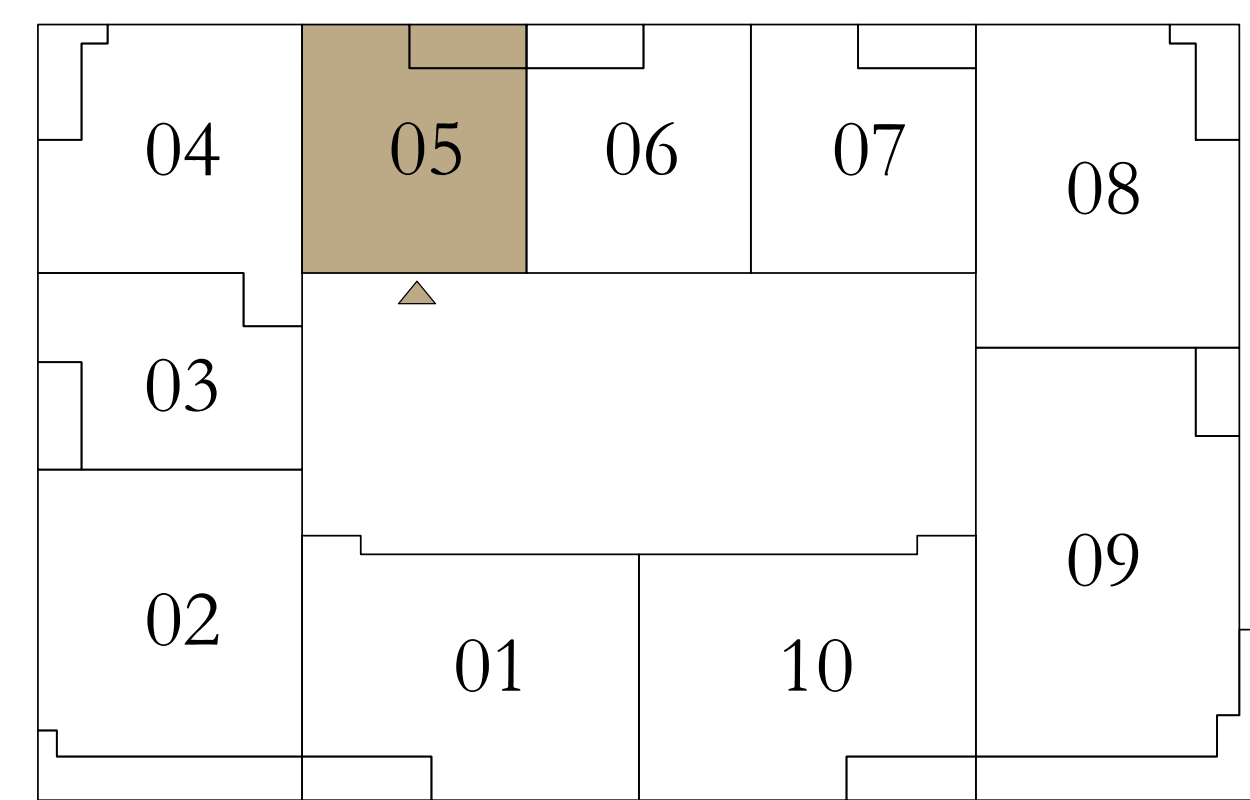
RESIDENCES CREEK BLUE

1 BEDROOM


LEVEL 02-23,25-50 UNIT 05

SUITE AREA	695.56 SQ.FT.	64.62 SQ.M.
BALCONY AREA	66.20 SQ.FT.	6.15 SQ.M.
TOTAL AREA	761.76 SQ.FT.	70.77 SQ.M.

KEY PLAN LEVEL
02-23,25-50



KEY SECTION



Disclaimer : All dimensions are in imperial and metric, and measured from finish to finish excluding construction tolerances. 2. All materials, dimensions, and drawings are approximate only. 3. Information is subject to change without notice, at developer's absolute discretion. 4. Actual area may vary from the stated area. 5. Drawings not to scale. 6. All images used are for illustrative purposes only and do not represent the actual size, features, specifications, fittings, and furnishings. 7. The developer reserves the right to make revisions / alterations, at it's absolute discretion, without any liability whatsoever.

PALACE

RESIDENCES CREEK BLUE

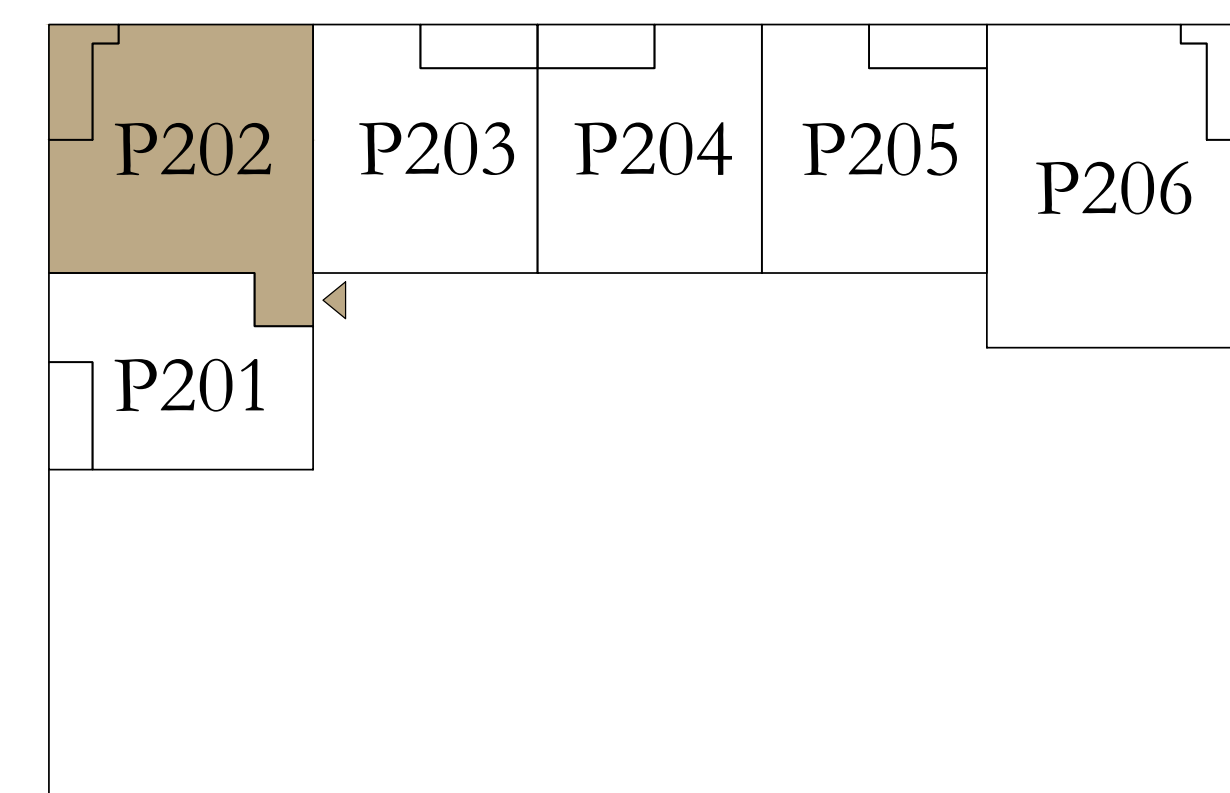
1 BEDROOM

PODIUM 02


UNIT 02

SUITE AREA	826.45 SQ.FT.	76.78 SQ.M.
BALCONY AREA	83.85 SQ.FT.	7.79 SQ.M.
TOTAL AREA	910.30 SQ.FT.	84.57 SQ.M.

KEY PLAN LEVEL
PODIUM 02



KEY SECTION



Disclaimer : All dimensions are in imperial and metric, and measured from finish to finish excluding construction tolerances. 2. All materials, dimensions, and drawings are approximate only. 3. Information is subject to change without notice, at developer's absolute discretion. 4. Actual area may vary from the stated area. 5. Drawings not to scale. 6. All images used are for illustrative purposes only and do not represent the actual size, features, specifications, fittings, and furnishings. 7. The developer reserves the right to make revisions / alterations, at it's absolute discretion, without any liability whatsoever.

PALACE

RESIDENCES CREEK BLUE

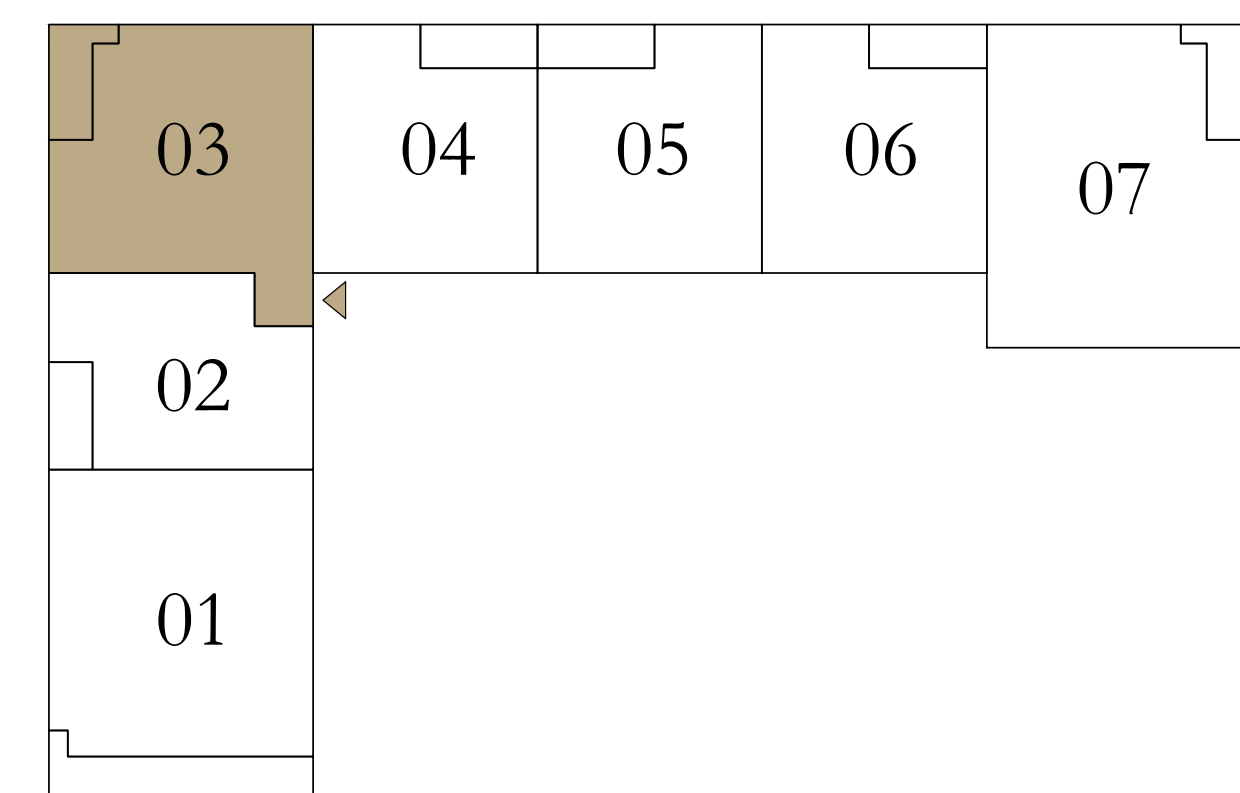
1 BEDROOM

LEVEL 01


UNIT 03

SUITE AREA	825.91 SQ.FT.	76.73 SQ.M.
BALCONY AREA	83.85 SQ.FT.	7.79 SQ.M.
TOTAL AREA	909.76 SQ.FT.	84.52 SQ.M.

KEY PLAN LEVEL
01



KEY SECTION



Disclaimer : All dimensions are in imperial and metric, and measured from finish to finish excluding construction tolerances. 2. All materials, dimensions, and drawings are approximate only. 3. Information is subject to change without notice, at developer's absolute discretion. 4. Actual area may vary from the stated area. 5. Drawings not to scale. 6. All images used are for illustrative purposes only and do not represent the actual size, features, specifications, fittings, and furnishings. 7. The developer reserves the right to make revisions / alterations, at its absolute discretion, without any liability whatsoever.

PALACE

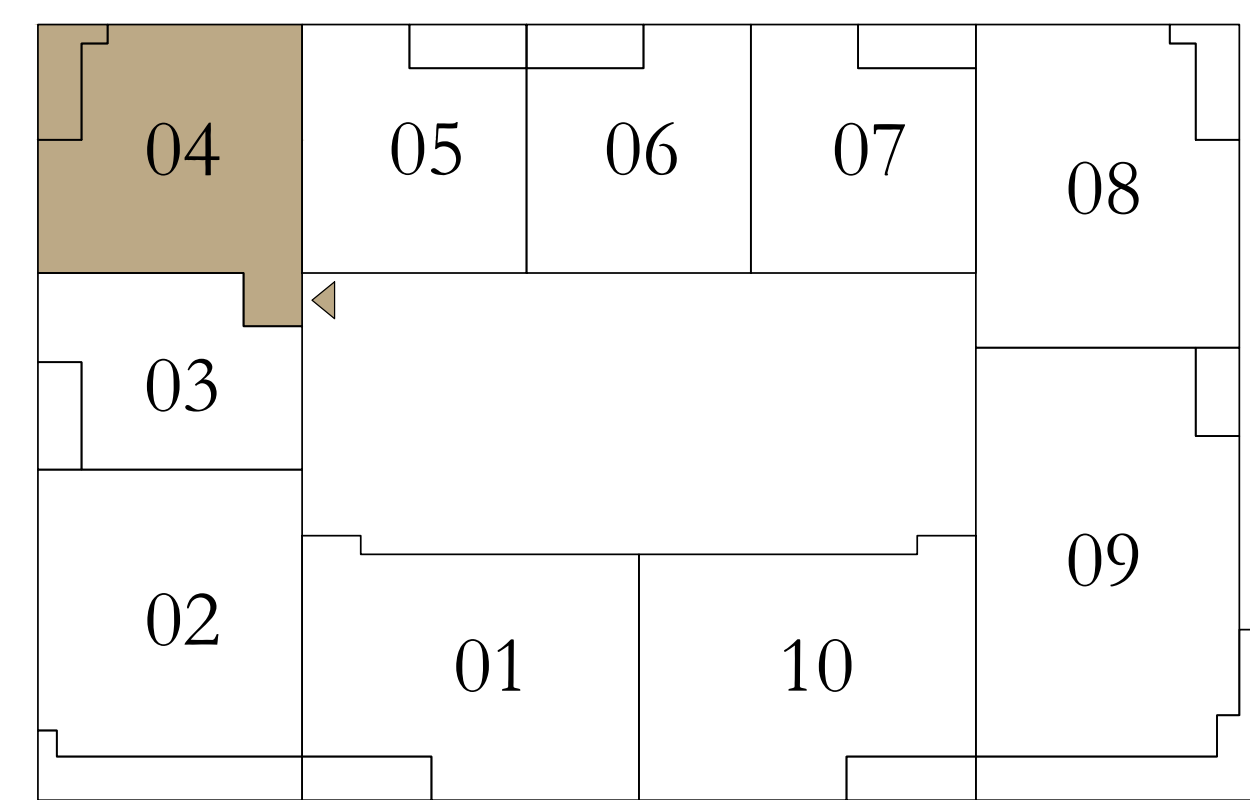
RESIDENCES CREEK BLUE

1 BEDROOM


LEVEL 02-23,25-50 UNIT 04

SUITE AREA	826.24 SQ.FT.	76.76 SQ.M.
BALCONY AREA	81.16 SQ.FT.	7.54 SQ.M.
TOTAL AREA	907.40 SQ.FT.	84.30 SQ.M.

KEY PLAN LEVEL
02-23,25-50



KEY SECTION



Disclaimer : All dimensions are in imperial and metric, and measured from finish to finish excluding construction tolerances. 2. All materials, dimensions, and drawings are approximate only. 3. Information is subject to change without notice, at developer's absolute discretion. 4. Actual area may vary from the stated area. 5. Drawings not to scale. 6. All images used are for illustrative purposes only and do not represent the actual size, features, specifications, fittings, and furnishings. 7. The developer reserves the right to make revisions / alterations, at it's absolute discretion, without any liability whatsoever.

PALACE

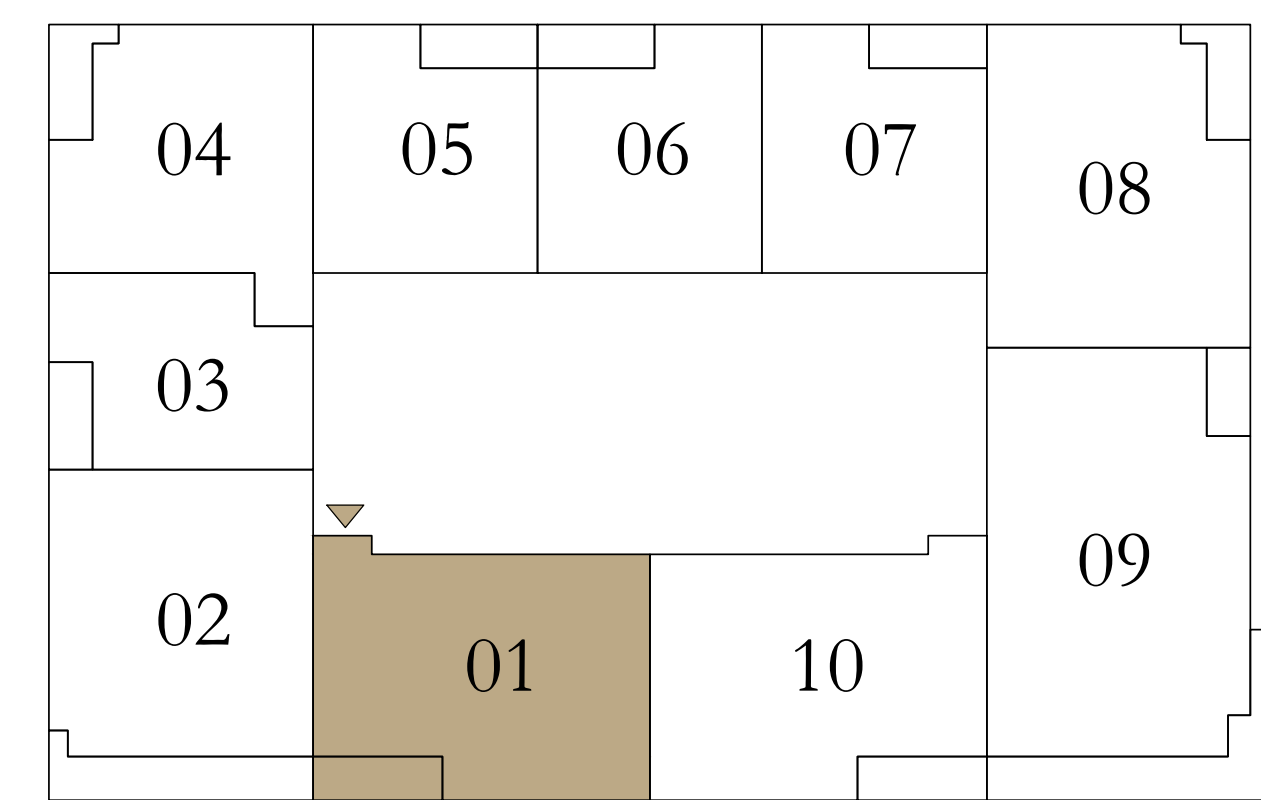
RESIDENCES CREEK BLUE

2 BEDROOM

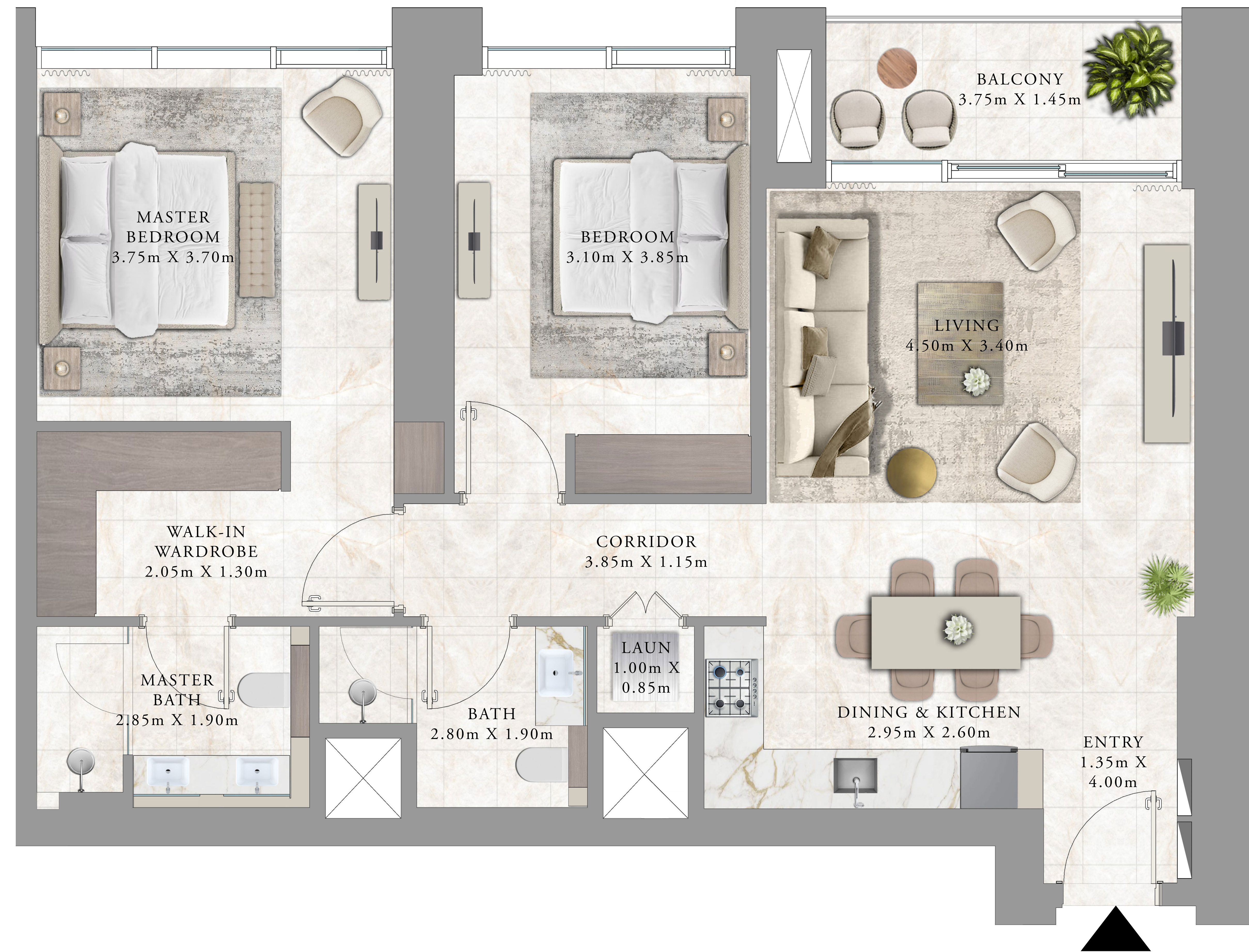

LEVEL 02-23,25-50 UNIT 01

SUITE AREA	1054.54 SQ.FT.	97.97 SQ.M.
BALCONY AREA	66.09 SQ.FT.	6.14 SQ.M.
TOTAL AREA	1120.63 SQ.FT.	104.11 SQ.M.

KEY PLAN LEVEL
02-23,25-50



KEY SECTION



Disclaimer : All dimensions are in imperial and metric, and measured from finish to finish excluding construction tolerances. 2. All materials, dimensions, and drawings are approximate only. 3. Information is subject to change without notice, at developer's absolute discretion. 4. Actual area may vary from the stated area. 5. Drawings not to scale. 6. All images used are for illustrative purposes only and do not represent the actual size, features, specifications, fittings, and furnishings. 7. The developer reserves the right to make revisions / alterations, at it's absolute discretion, without any liability whatsoever.

PALACE

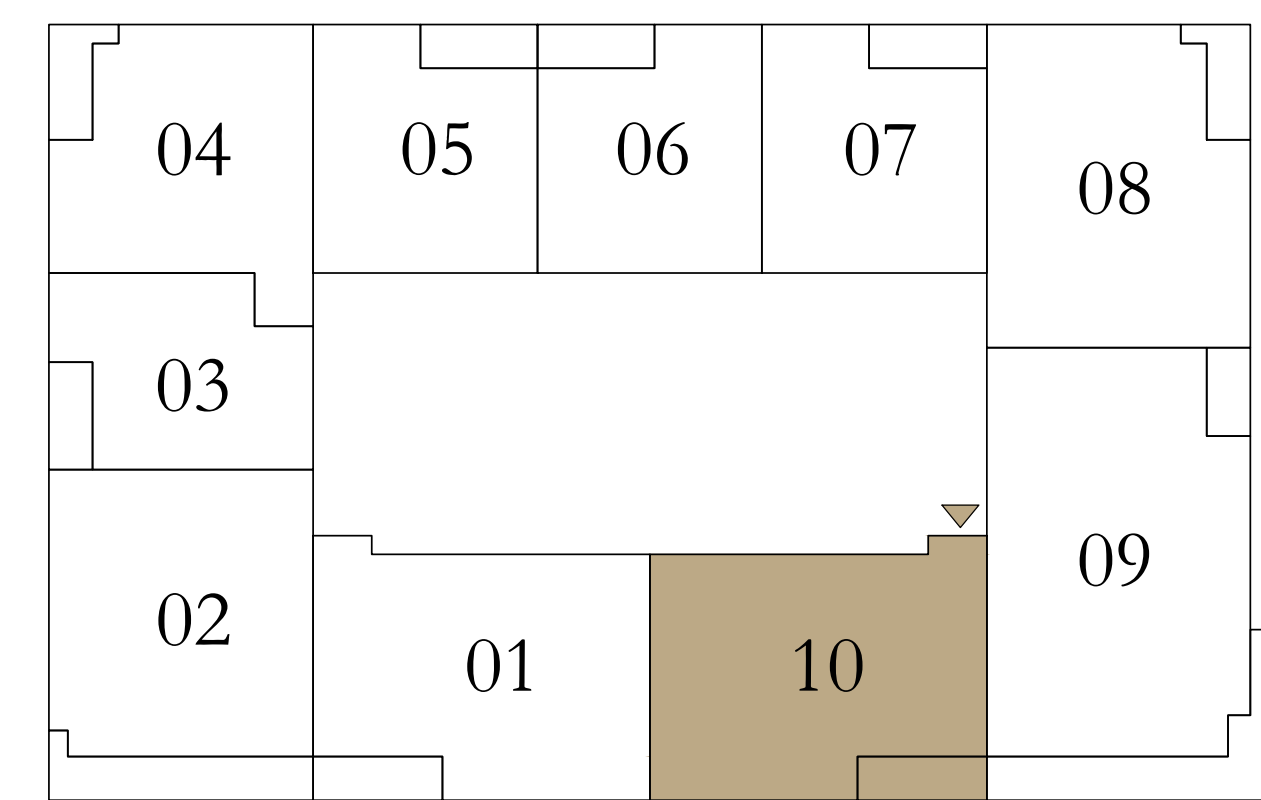
RESIDENCES CREEK BLUE

2 BEDROOM

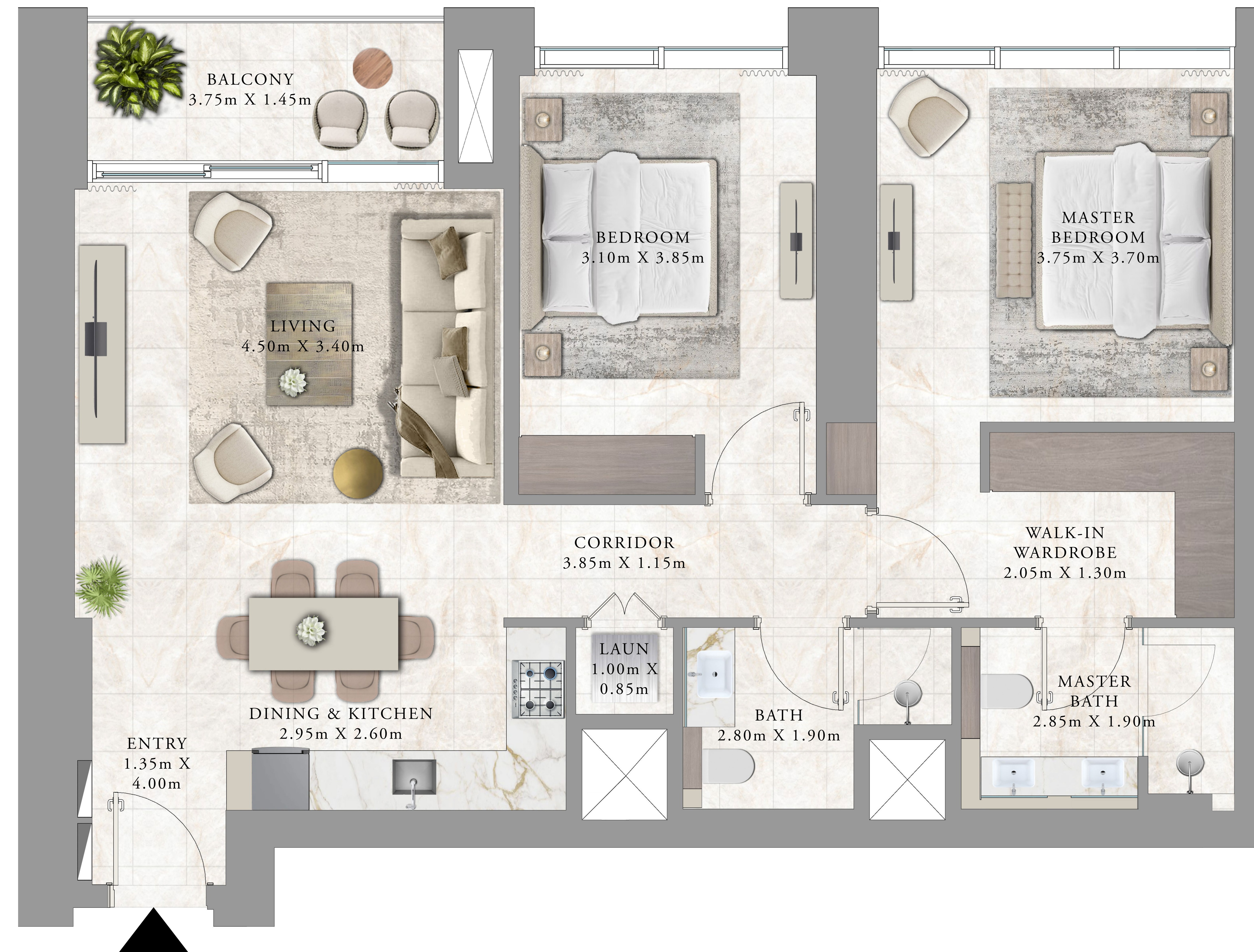

LEVEL 02-23,25-50 UNIT 10

SUITE AREA	1053.03 SQ.FT.	97.83 SQ.M.
BALCONY AREA	66.20 SQ.FT.	6.15 SQ.M.
TOTAL AREA	1119.23 SQ.FT.	103.98 SQ.M.

KEY PLAN LEVEL
02-23,25-50



KEY SECTION



Disclaimer : All dimensions are in imperial and metric, and measured from finish to finish excluding construction tolerances. 2. All materials, dimensions, and drawings are approximate only. 3. Information is subject to change without notice, at developer's absolute discretion. 4. Actual area may vary from the stated area. 5. Drawings not to scale. 6. All images used are for illustrative purposes only and do not represent the actual size, features, specifications, fittings, and furnishings. 7. The developer reserves the right to make revisions / alterations, at it's absolute discretion, without any liability whatsoever.

PALACE

RESIDENCES CREEK BLUE

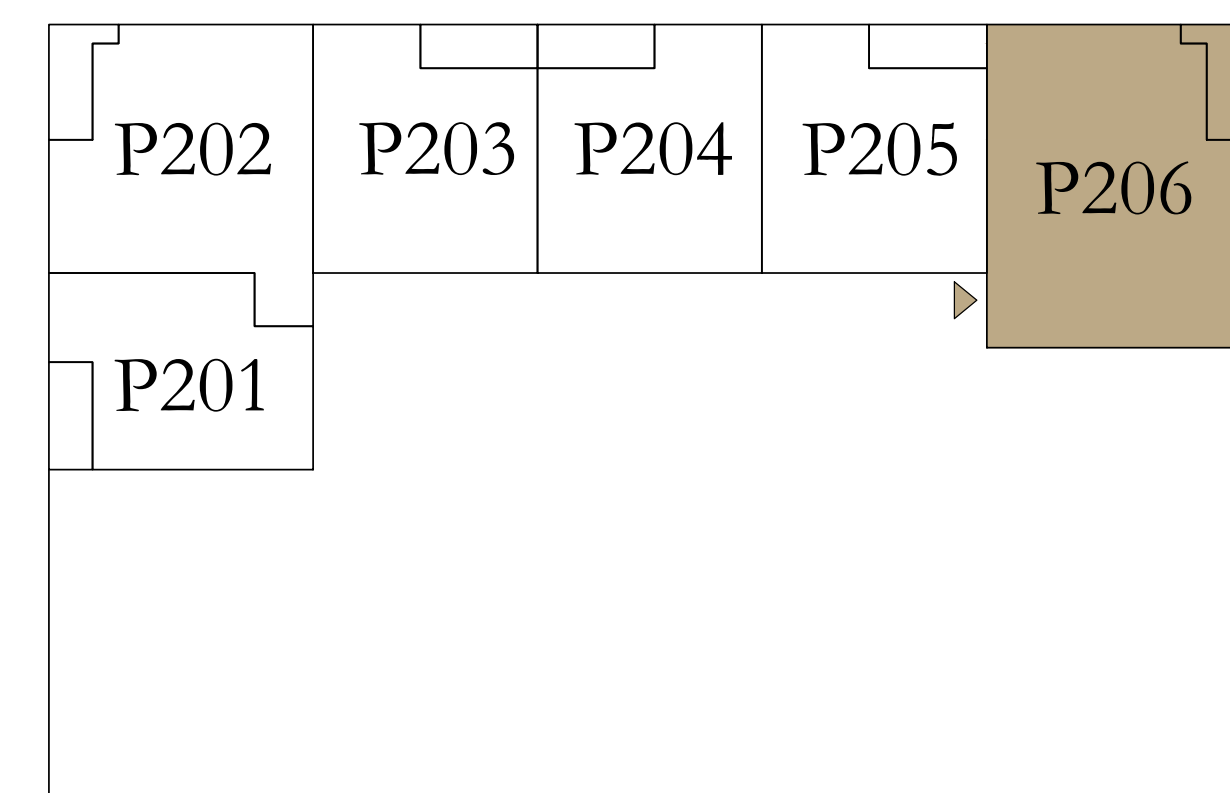
2 BEDROOM

PODIUM 02


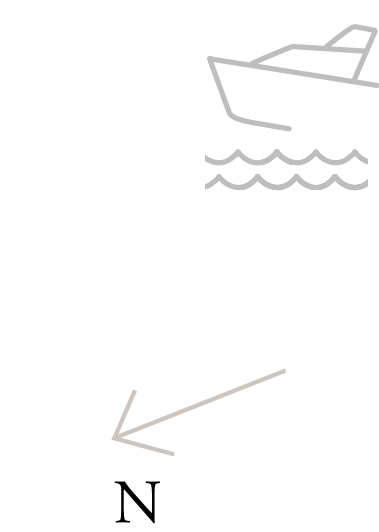

UNIT 06

SUITE AREA	1113.31 SQ.FT.	103.43 SQ.M.
BALCONY AREA	80.41 SQ.FT.	7.47 SQ.M.
TOTAL AREA	1193.72 SQ.FT.	110.90 SQ.M.

KEY PLAN LEVEL
PODIUM 02



KEY SECTION



Disclaimer : All dimensions are in imperial and metric, and measured from finish to finish excluding construction tolerances. 2. All materials, dimensions, and drawings are approximate only. 3. Information is subject to change without notice, at developer's absolute discretion. 4. Actual area may vary from the stated area. 5. Drawings not to scale. 6. All images used are for illustrative purposes only and do not represent the actual size, features, specifications, fittings, and furnishings. 7. The developer reserves the right to make revisions / alterations, at it's absolute discretion, without any liability whatsoever.

PALACE

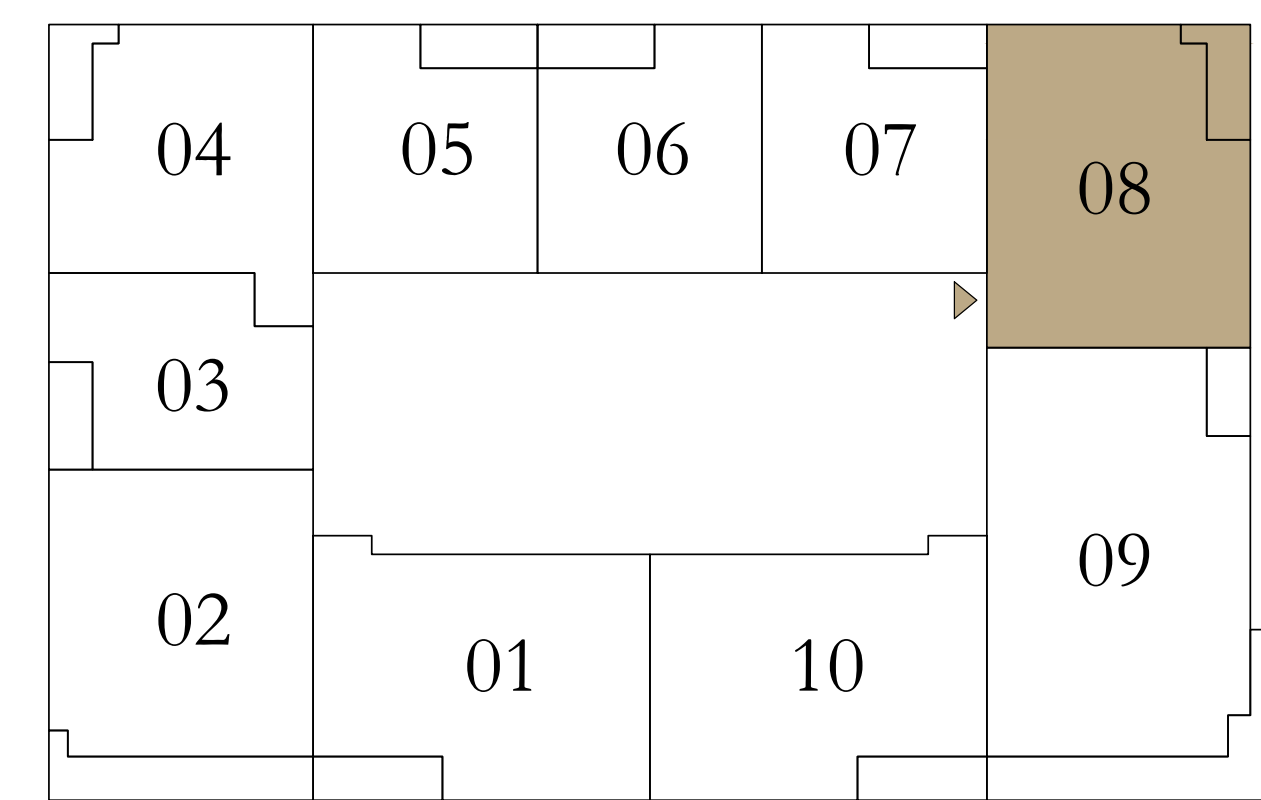
RESIDENCES CREEK BLUE

2 BEDROOM




LEVEL 02-23,25-50 UNIT 08

SUITE AREA	1113.85 SQ.FT.	103.48 SQ.M.
BALCONY AREA	80.73 SQ.FT.	7.50 SQ.M.
TOTAL AREA	1194.58 SQ.FT.	110.98 SQ.M.

KEY PLAN LEVEL
02-23,25-50



KEY SECTION



Disclaimer : All dimensions are in imperial and metric, and measured from finish to finish excluding construction tolerances. 2. All materials, dimensions, and drawings are approximate only. 3. Information is subject to change without notice, at developer's absolute discretion. 4. Actual area may vary from the stated area. 5. Drawings not to scale. 6. All images used are for illustrative purposes only and do not represent the actual size, features, specifications, fittings, and furnishings. 7. The developer reserves the right to make revisions / alterations, at it's absolute discretion, without any liability whatsoever.

PALACE

RESIDENCES CREEK BLUE

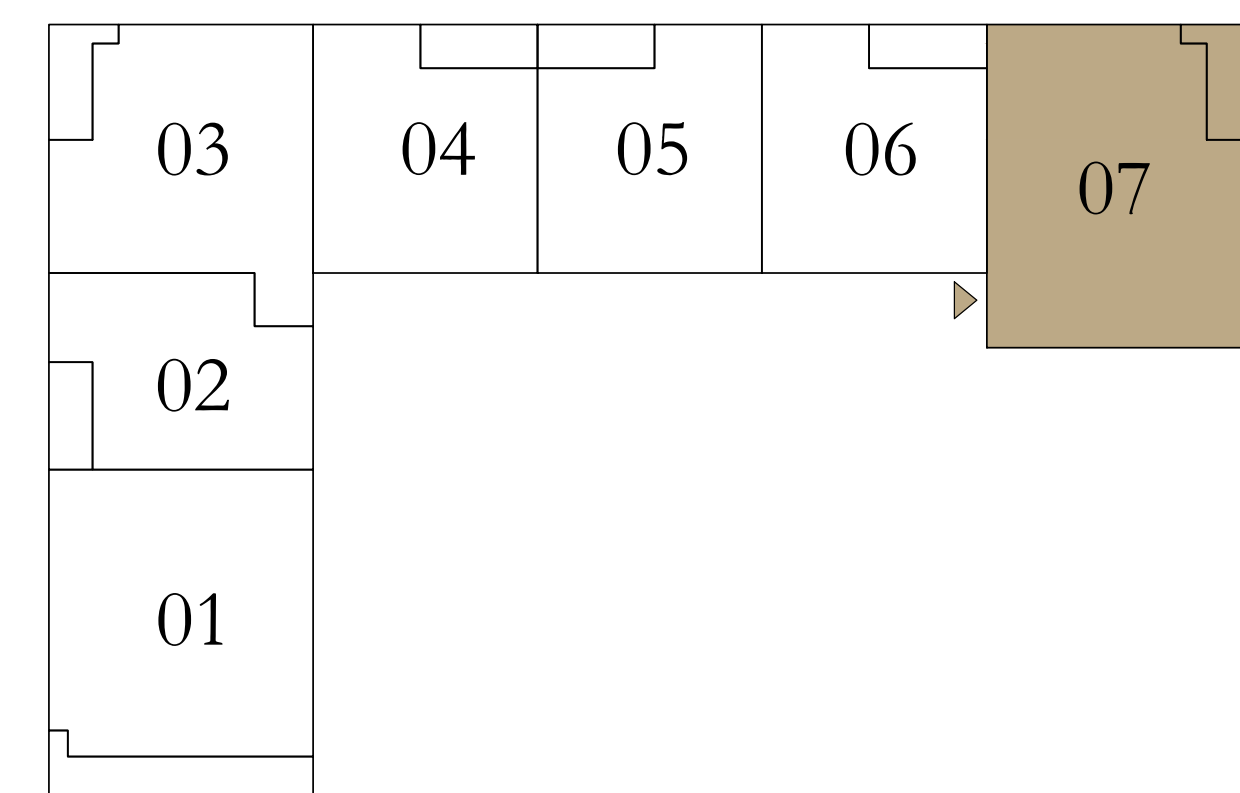
2 BEDROOM

LEVEL 01


UNIT 07

SUITE AREA	1121.92 SQ.FT.	104.23 SQ.M.
BALCONY AREA	80.41 SQ.FT.	7.47 SQ.M.
TOTAL AREA	1202.33 SQ.FT.	111.70 SQ.M.

KEY PLAN LEVEL
01



KEY SECTION



Disclaimer : All dimensions are in imperial and metric, and measured from finish to finish excluding construction tolerances. 2. All materials, dimensions, and drawings are approximate only. 3. Information is subject to change without notice, at developer's absolute discretion. 4. Actual area may vary from the stated area. 5. Drawings not to scale. 6. All images used are for illustrative purposes only and do not represent the actual size, features, specifications, fittings, and furnishings. 7. The developer reserves the right to make revisions / alterations, at it's absolute discretion, without any liability whatsoever.

PALACE

RESIDENCES CREEK BLUE

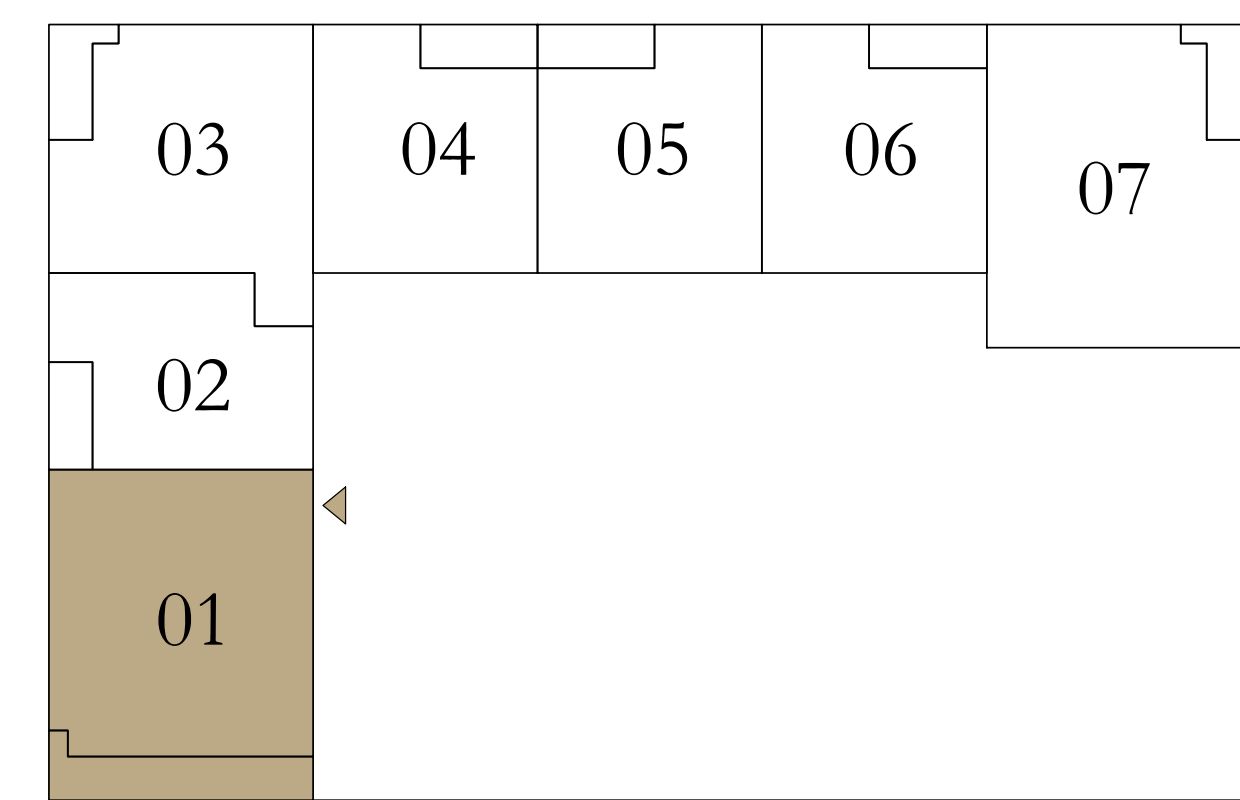
2 BEDROOM

LEVEL 01


UNIT 01

SUITE AREA	1062.72 SQ.FT.	98.73 SQ.M.
BALCONY AREA	170.29 SQ.FT.	15.82 SQ.M.
TOTAL AREA	1233.01 SQ.FT.	114.55 SQ.M.

KEY PLAN LEVEL
01



KEY SECTION



Disclaimer : All dimensions are in imperial and metric, and measured from finish to finish excluding construction tolerances. 2. All materials, dimensions, and drawings are approximate only. 3. Information is subject to change without notice, at developer's absolute discretion. 4. Actual area may vary from the stated area. 5. Drawings not to scale. 6. All images used are for illustrative purposes only and do not represent the actual size, features, specifications, fittings, and furnishings. 7. The developer reserves the right to make revisions / alterations, at it's absolute discretion, without any liability whatsoever.

PALACE

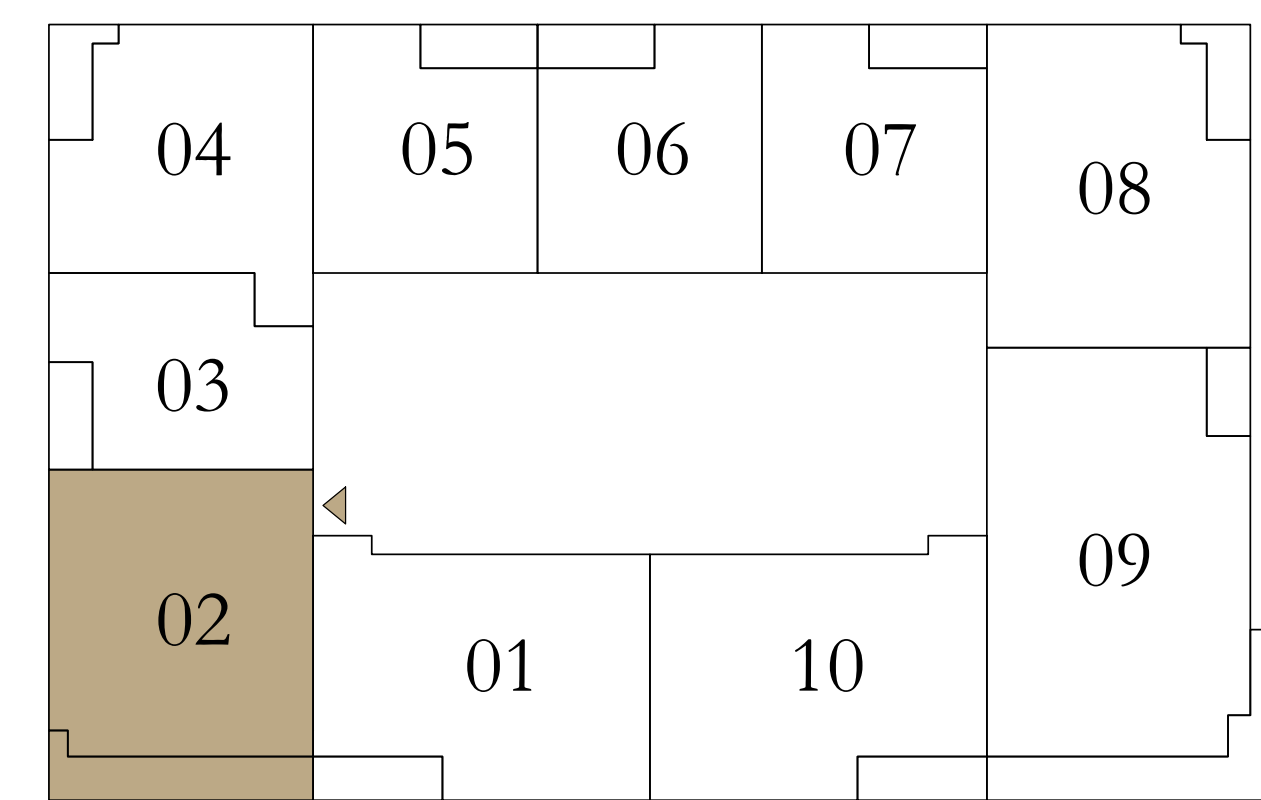
RESIDENCES CREEK BLUE

2 BEDROOM


LEVEL 02-23,25-50 UNIT 02

SUITE AREA	1062.94 SQ.FT.	98.75 SQ.M.
BALCONY AREA	170.18 SQ.FT.	15.81 SQ.M.
TOTAL AREA	1233.12 SQ.FT.	114.56 SQ.M.

KEY PLAN LEVEL
02-23,25-50



KEY SECTION



Disclaimer : All dimensions are in imperial and metric, and measured from finish to finish excluding construction tolerances. 2. All materials, dimensions, and drawings are approximate only. 3. Information is subject to change without notice, at developer's absolute discretion. 4. Actual area may vary from the stated area. 5. Drawings not to scale. 6. All images used are for illustrative purposes only and do not represent the actual size, features, specifications, fittings, and furnishings. 7. The developer reserves the right to make revisions / alterations, at it's absolute discretion, without any liability whatsoever.

PALACE

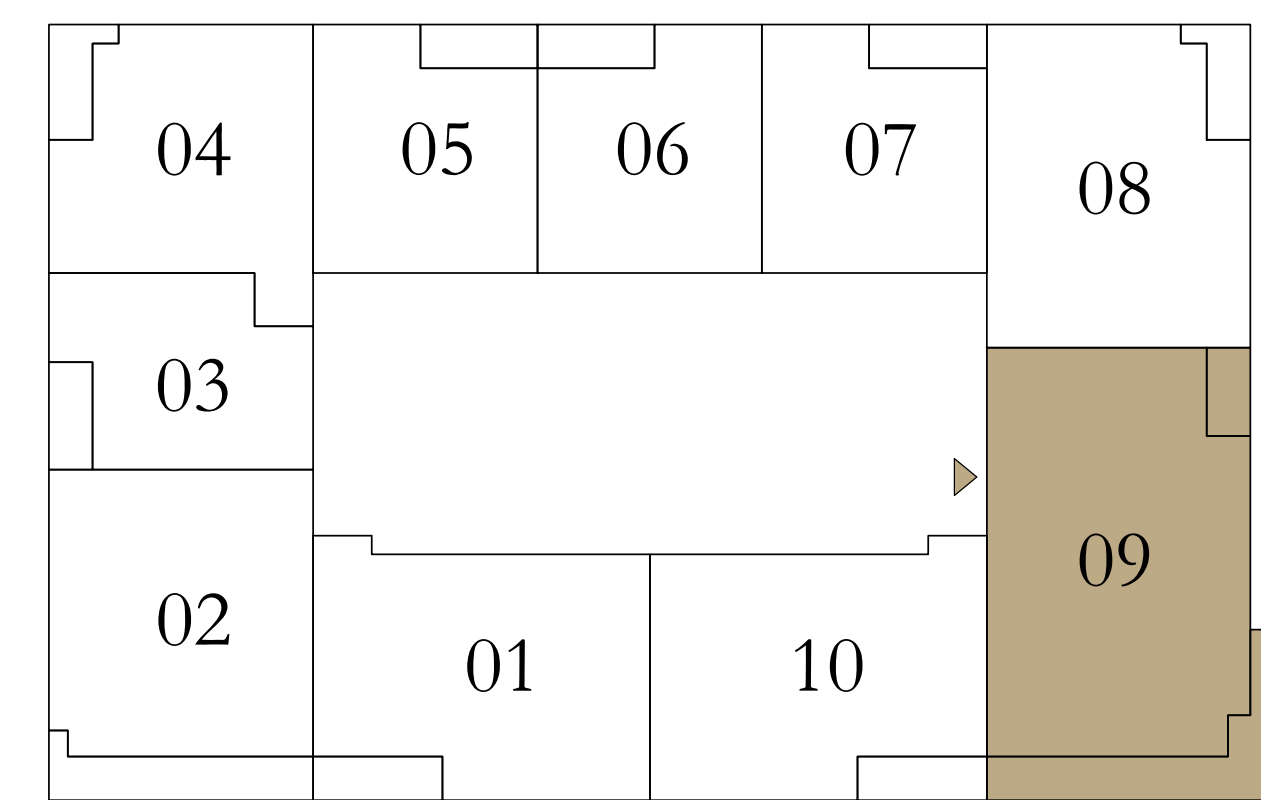
RESIDENCES CREEK BLUE

3 BEDROOM


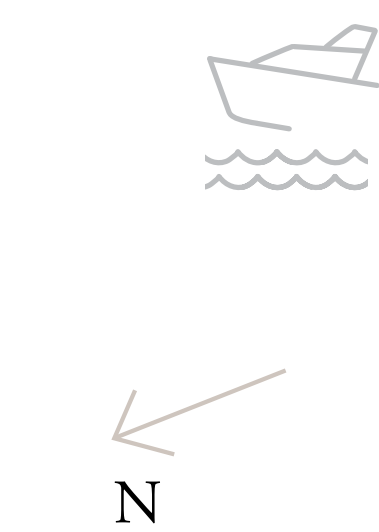

LEVEL 02-23,25-50 UNIT 09

SUITE AREA	1476.81 SQ.FT.	137.20 SQ.M.
BALCONY AREA	298.05 SQ.FT.	27.69 SQ.M.
TOTAL AREA	1774.86 SQ.FT.	164.89 SQ.M.

KEY PLAN LEVEL
02-23,25-50



KEY SECTION



Disclaimer : All dimensions are in imperial and metric, and measured from finish to finish excluding construction tolerances. 2. All materials, dimensions, and drawings are approximate only. 3. Information is subject to change without notice, at developer's absolute discretion. 4. Actual area may vary from the stated area. 5. Drawings not to scale. 6. All images used are for illustrative purposes only and do not represent the actual size, features, specifications, fittings, and furnishings. 7. The developer reserves the right to make revisions / alterations, at it's absolute discretion, without any liability whatsoever.

PALACE

RESIDENCES CREEK BLUE

FOR MORE INFORMATION

Please call 800 36227 (UAE) / +971 4 366 1688 (International)
or talk to our Property Advisor directly at +971 4888 8844 from 9 AM to 7 PM (GST), Monday to Friday.

Visit our online sales centre at emaar.com or any of our Sales Centres across the UAE.

DUBAI

Emaar Sales Centre | Next to Souq Al Bahar, Downtown Dubai
9:30 AM to 10 PM, Sunday - Friday
9:30 AM to 7 PM, Saturday

Dubai Hills Estate Sales Pavilion | Umm Suqeim Road
Dubai Creek Harbour Sales Pavilion | Ras Al Khor
From 9:30 AM to 7 PM, Sunday - Saturday

ABU DHABI

Emaar Sales Centre | Al Nahda Tower, Ground Floor, 4th Street, Corniche, Al Muroor Road
From 9:30 AM to 7 PM, Sunday - Friday

EMAAR